





There are several grants and other incentives available for woodland creation, maintenance, management and tree health. Here is a brief overview so you can see at-a-glance which you would like to explore in more detail. This is a starting point and further information can be found at the links provided, or contact your local Forestry Commission (FC) area office.

	Woodland Creation Planning Grant (WCPG)	HS2 Woodland Fund (HS2WF) 	Urban Tree Challenge Fund (UTCf) 	England Woodland Creation Offer (EWCO) 	Woodland Carbon Code (WCC)	Woodland Carbon Guarantee (WCaG)
Summary	The WCPG provides funding to prepare a Woodland Creation Design Plan which is UK Forestry Standard (UKFS) compliant. Landowners, land managers and public bodies can apply to the FC to support the planning of woodland creation.	The HS2WF provides funding for woodland creation and restoration of plantations on ancient woodland sites (PAWS). Your land will need to be within a 25-mile zone of phase one of the HS2 route from London to the West Midlands.	The UTCf provides capital funding to plant and establish large 'standard' trees in urban and peri-urban areas. The fund will provide three years of establishment payments following planting of the trees.	The EWCO is a flagship new grant scheme for farmers and landowners to encourage investment in woodland creation. These woodlands will help to mitigate climate change, deliver nature recovery and provide wider environmental and social benefits.	The WCC is the UK's voluntary carbon standard for woodland creation projects. If you are a landowner and can demonstrate that you meet this standard, you can sell the carbon sequestered in your woodland in the form of Woodland Carbon Units.	The WCaG is an incentive scheme to help accelerate woodland planting rates across England to mitigate for the effects of climate change. These new woodlands will permanently remove carbon dioxide (CO ₂) from the atmosphere.
Can I apply year round?	Yes - open year round.	Yes - open year round, but subject to quarterly application review panels.	Applications must be submitted during an application window. See weblink below to find out more.	Yes - open year round.	Yes - open year round.	Yes - applications are open year round, however participation in the scheme is through periodic auctions and there is a cut-off date for applications in advance of each auction. Auction dates are advertised online.
Are there financial incentives available?	You can apply for £1,000 to complete a stage one checklist. At stage two, you can get £150 per hectare to produce a woodland creation design plan, minus the £1,000 offered at stage one. You can also receive a 70% contribution towards any additional, specialist surveys that we agree need to be undertaken. Funding is capped at £30,000 per project. If your application is under 10 hectares in size, we will pay a minimum payment of £500 for stage two.	You'll receive a total payment per hectare for capital items, capped at £8,500 (gross) for native woodland creation and £4,000 (net) for PAWS restoration. The cap for PAWS restoration only applies to tree planting and does not include other capital items such as fencing. For both application types, the relevant cap does not include leaky woody dams - these can be included over and above the cap. You'll also get two maintenance payments of £1,000 per hectare - once in year five and once in year 10.	The UTCf provides 50% of published standard costs for planting large 'standard' trees and their establishment costs for three years following planting. The remaining funding must be met through match funding, either in the form of money or labour.	In addition to covering the standard capital costs of tree planting (up to a cap of £8,500 per hectare) and annual maintenance payments of £200 per hectare for 10 years, EWCO also offers 'Additional Contributions' (per hectare) for: <ul style="list-style-type: none"> Nature recovery: £1,100 to £2,800 Water quality: £400 Reduced flood risk: £500 Riparian buffers: £1,600 Close to settlements: £500 Public access: £2,200 	A new native woodland can capture 400-500 tonnes of CO ₂ (tCO ₂ e/ha) over 100 years, buyers have recently paid between £5 and £15/tCO ₂ e for carbon units captured by woodland projects verified through the Woodland Carbon Code.	The WCaG provides you with the option to sell your captured CO ₂ to the government for a guaranteed price every five or 10 years up to 2055/56, which provides an additional long-term income from your woodland. If you prefer, you can still choose to sell the CO ₂ on the open market rather than to the government. If you are successful in the auction, the government will buy the CO ₂ for the price that you bid - which is protected against inflation for the life of the contract.
Can I apply alongside other FC grant and funding schemes?	If you've already applied for Countryside Stewardship or the WCF, or submitted an Environmental Impact Assessment enquiry form to plant a new woodland, you're not eligible to apply for a WCPG on that site.	You can't get an HS2WF agreement if your land is already under an Environmental Stewardship agreement or a Countryside Stewardship agreement, but you may still apply if the existing agreement is due to expire or you are planning to withdraw the land from it (financial penalties may apply - check with the relevant grant administrator).	No	Before you apply to the EWCO you may want to consider using the WCPG. The WCPG provides funding to prepare a UKFS-compliant Woodland Creation Design Plan - this plan can subsequently be used to support a EWCO application.	If you apply for registration with the WCC you are not excluded from applying for other FC grant and funding schemes.	WCaG applications may be made alongside applications for woodland creation grants (for example, EWCO, Countryside Stewardship or the HS2WF). Participation in the WCC is a prerequisite to participation in the WCaG and its additionality tests will apply. Applications for the WCaG can only be submitted for projects registered with the WCC after 29 October 2018.
Minimum area	5 hectares or more.	1 hectare (if connecting or expanding existing ancient woodland or ancient semi-natural woodland (ASNW)). 5 hectares (for standalone woodland). Applications of any type must be no larger than 25 hectares.	There isn't a minimum area size to apply, but individual applications will be required to meet a minimum value threshold ² . This is £250,000 for block bids, or £10,000 for individual applications.	The minimum total size of woodland included in a EWCO application is 1 hectare.	There's no minimum size for the WCC and there's a streamlined process for small woods which are less than five hectares.	The WCaG does not have specific minimum area thresholds. The minimum area of a successful WCaG project will therefore be the area threshold of any associated establishment grant scheme.
Minimum woodland block size	Any block must meet the definition of woodland set out by the National Forest Inventory: a minimum area of 0.5 hectares and a minimum width of 20 metres. You should consider the minimum thresholds that apply to grants for woodland creation if you intend to seek grant aid to plant the woodland.	0.1 hectare (if connecting or expanding existing ancient woodland or ASNW). 5 hectares (for standalone woodland).	For street trees, parkland trees (planted as specimens singly or in groups), orchards and other planting. Minimum block size of 10 standard trees.	All woodland blocks within a EWCO application must be 0.1 hectare or more in size. Blocks must have a minimum width of 20 metres (except for riparian buffers and shelterbelts, where the minimum width is 10 metres).	None.	The WCaG does not have specific minimum area thresholds. The minimum woodland block size of a successful WCaG project will therefore be the threshold of any associated establishment grant scheme.
Applicant and Land Registration with the RPA	No	No	No	Yes	No	The WCaG does not have any specific RPA applicant or land registration requirements. Registration requirements will be those of any associated establishment or maintenance grant scheme.
Basic Payment Scheme eligibility (land manager and land must be registered with RPA)	N/A	Eligible land under HS2WF can also be used to claim payments via the Basic Payment Scheme. Read our 'Guidance on woodland grant schemes and BPS: operations note 42' for more information.	This is dealt with on a case by case basis if applicable.	Eligible land under EWCO can also be used to claim payments via the Basic Payment Scheme. Read our 'Guidance on woodland grant schemes and BPS: operations note 42' for more information.	No	BPS eligibility will be dependent on the eligibility of any associated establishment or maintenance grant.
Does it include support for leaky woody dams?	No	Yes	No	Yes	N/A	N/A
Where can I find out more?	www.gov.uk/guidance/woodland-creation-planning-grant	www.gov.uk/guidance/hs2-woodland-fund	www.gov.uk/guidance/urban-tree-challenge-fund	www.gov.uk/guidance/england-woodland-creation-offer	www.woodlandcarboncode.org.uk	www.gov.uk/guidance/woodland-carbon-guarantee

¹ Please note you cannot switch from one grant that pays for woodland establishment to another. E.g. you can't withdraw from a CS agreement to apply for the HS2WF or vice versa.

² Minimum value subject to change.



	Woodland Management Planning Grant (WMP) Part of Countryside Stewardship	Woodland Creation and Maintenance (WCM) Part of Countryside Stewardship	 Woodland Tree Health Part of Countryside Stewardship	Woodland Improvement (WD2 and capital items) Part of Countryside Stewardship
Summary	The WMP is a one-off payment to create a 10 year Woodland Management Plan which is UK Forestry Standard (UKFS) compliant. You have two years from the agreement start date to write your plan and secure approval from the FC. Once your plan is approved you can claim the grant payment. You must make your claim within two years and three months of the agreement start date.	The WCM provides a capital payment to create a woodland followed by, if eligible, an annual maintenance payment to maintain the new woodland for a period of 10 years. We suggest you consider EWCO alongside WCM to decide on the best support for you. WCM is open to Environmental Stewardship agri-environment agreement holders (if the amendment tests are met) so if you are affected by this please contact your local FC Woodland Officer or the RPA. The maintenance only offer as part of the WCM is open for customers who applied for the capital offer pre-February 2021, and therefore would not get the maintenance payments automatically when they finish planting.	There are two elements within this grant: <ul style="list-style-type: none"> Restoration provides support for restocking woodland after felling due to a tree health issue. Improvement provides support for the removal of diseased trees and infected rhododendron. 	This grant is to improve the biodiversity of woodland and/or make it more resilient to climate change. Applications for Woodland Improvement are made under the Higher Tier, using the Woodland Improvement option (WD2) and/or capital items, including Woodland Infrastructure (FY2).
Can I apply year round?	Yes - open year round.	Yes - you can apply at any time, but please contact your local FC Woodland Officer before applying.	Yes - open year round.	No - applications are made during the Higher Tier submission window. Check the link below for opening dates which are announced each year.
Are there financial incentives available?	The payment rate for the WMP is based on the area of woodland: 3 - 50 hectares: flat rate of £1,000 51 - 100 hectares: £20 per hectare Over 100 hectares: £2,000 + £10 per additional hectares over 100 hectares	The Woodland Creation element of your grant is capped at an average of £6,800 per hectare for capital items that cover both planting and tree protection. Funding is available for other items that can support the objectives of the scheme. These include (but are not limited to) deer high seats and large and small leaky wooden dams. For a full list of these items please see the latest version of the Woodland Creation and Maintenance manual. The Woodland Maintenance element of your grant will, if you are eligible, offer you a payment of £200 per hectare each year for 10 years.	To restock native tree species on an ancient woodland site the payment is capped at an average of £3,500 per hectare (£1,750 per hectare for non-native species), whilst on other sites it's £2,750 per hectare for native species (£2,250 per hectare for non-native species). To fell diseased trees you can receive between £260 and £1,680 per hectare, and between £2,800 and £4,400 per hectare for rhododendron control.	The WD2 option pays £100 per hectare for five years. You can also receive 40% of actual costs for capital item woodland infrastructure (item FY2). You can receive £461.39 for each small leaky woody dam (RP32), and £764.42 for each large leaky woody dam (RP33).
Is this Higher Tier, Mid Tier or a capital item?*	Capital only	The Woodland Creation element is a Capital grant. The Woodland Maintenance element is a Higher Tier grant.	Capital only	Higher Tier
Can I apply alongside other FC and CS grant and funding schemes?	Yes - but to apply for the Countryside Stewardship Woodland Improvement Grant (part of Higher Tier) your Woodland Management Plan must be approved.	Yes - you can apply for Woodland Creation Planning Grant (WCPG) before applying. If you have applied for WCPG you must have WCPG Stage 1 checklist approved before you apply for Woodland Creation and Maintenance. You can also apply for capital items such as Woodland Infrastructure (FY2). If your land is already under another grant scheme agreement, such as Environmental Stewardship (ES), please check the WCM manual to ensure that you are eligible before applying.	Yes - a Woodland Management Plan is strongly recommended and the woodland can already be subject to other grants.	Yes - an existing FC approved Woodland Management Plan is a pre-requisite.
Minimum area	3 hectares	3 hectares (1 hectare if planting for water or air quality objectives).	0.25 hectares	3 hectares if woodland-only 1 hectare if woodland is a Site of Special Scientific Interest 0.5 ha of woodland within an application that also includes agri-environment land (a 'mixed' application) Capital only must have a value of £500
Minimum woodland block size	0.5 hectares	0.5 hectare blocks with a minimum width of 20m. If planting for water or air quality objectives, 0.1 hectare blocks with a minimum width of 10m.	0.1 hectares	0.5 hectares
Applicant and Land Registration with the RPA	Yes	Yes	Yes	Yes
Basic Payment Scheme eligibility (land manager and land must be registered with RPA)	No	Yes - only while the grant agreement is in place and where the land can be claimed under BPS as RD01.	Yes - only while the grant agreement is in place and where the land can be claimed under BPS as RD01.	No
Does it include support for leaky woody dams (RP32 and RP33)?	No	Yes - The Creation element of the grant provides funding for leaky wooden dams as capital items. Please see the WCM manual for further details.	No	Yes
Does it include support for woodland infrastructure (FY2)?	No	Yes - where appropriate, the Creation element of the grant can fund infrastructure that supports the planting and maintenance of a new woodland. Please note: this item will require the submission of evidence of planning permission / permitted development with the application. Please see the WCM manual for further details.	No	Yes - an existing FC approved Woodland Management Plan must identify that poor vehicle access to the woodland is preventing the movement of forest products.
Where can I find out more?	www.gov.uk/guidance/woodland-management-plan-grant-countryside-stewardship	www.gov.uk/guidance/woodland-creation-grant-countryside-stewardship	www.gov.uk/guidance/woodland-tree-health-grant-countryside-stewardship	www.gov.uk/countryside-stewardship-grants/woodland-improvement-wd2

* There are three main elements within Countryside Stewardship:

- Mid Tier: multi-year agreements for environmental improvements in the wider countryside, that include multi-year options and capital items;
- Higher Tier: multi-year agreements for environmentally significant sites, commons and woodlands where more complex management requires support from Natural England or the Forestry Commission, that include multi-year options and capital items; and
- Capital-only grants: a range of grants specific to outcomes for hedgerows and boundaries, developing implementation plans, feasibility studies, woodland management plans, woodland creation (establishment), and tree health - normally two year agreements.

